

MOISTURE GUARD™ PLASTIC LAMINATE

# MOISTURE GUARD™

WE'VE REIMAGINED  
PLASTIC LAMINATE

**48** | **48**  
**COLORS** | **HOURS** \*



Moisture Guard™ Edge Banding: Available on all partition doors, panels, pilasters and urinal screens in 48 colors.

ASI Group's Moisture Guard™ offers durability plus a variety of aesthetic options, allowing you to specify and use Plastic Laminate anywhere you could imagine.

ASI Group's proprietary manufacturing process fuses Moisture Guard™ Edge Banding with the internal substrate, creating a seamless beveled profile that eliminates any unsightly black lines that appear in standard Plastic Laminate. And it's backed by an industry leading, exclusive, five-year warranty.

ASTM tests on Moisture Guard™ Edge Banding confirms 3X greater durability with increased resistance to moisture and humidity than standard Plastic Laminate.

**NEW colors shipped in 48 hours.** We have refreshed our selection of Moisture Guard™ colors and patterns to offer an updated palette for you to create your designs. **AND** we will still ship you these **48 colors in 48 hours\*** from the time you approve your order.

As an added bonus we will save installers even more time with our **Easy Stall Shoe\*\***, which speeds up the installation process.


\*48 colors in 48 hours are only available in Floor Anchored/Overhead Braced.

\*\*Easy Stall Shoe in Floor Anchored/Overhead Braced only.




Moisture Guard™  
Plastic Laminate


Standard  
Plastic Laminate



Mission White 1010



Almond 4000



Sand 4010



\*\*Cotton Cloth 1681



Taupe 9096



\*\*White Ash 1841



\*\*Crisp Linen 1150



Fog 3450



Patine Bronze 4707



Washi Paperfold 5013



Green Felt 5974



Liquid Glass 6240



\*\*Casual Linen 4538



\*\*Satin Stainless 5030




Blue Felt 6320



\*\*Wheat Strand 9110



Carrara Bianco 1096



\*\*Burnt Strand 5107



\*\*Antique Mango 9783




\*\*Gray Linen 3750



\*\*Aged Ash 9844



\*\*Afternoon Nap 9120



Smoke 8450



\*\*Little Black Dress 2100



\*\*Love Letters 3003



\*\*Soothing Pebble Beach 4109



Brittany Blue 7010




Navy Grafix 7318



Silver Gray 3000



Dove Gray 3010



Folkstone Celesta 3300



Canyon Zephyr 3713



\*\*Handspun Pearl 3033



\*\*Windswept Pewter 3849




Storm Solidz 3542



Graphite Graphix 3020



\*\*Handspun Slate 3035



Smoke Quarstone 3350



Graphite 2150



Black 2000



\*\*Handspun Chestnut 4036



\*\*Flax Linen 4990



\*\*Mahogany 9939




\*\*Pewter Mesh 5993



\*\*Asian Night 9550



\*\*Weathered Ash 9842



\*\*Neo Walnut 7954



\*\*Kingswood Walnut 9218

*Actual colors may vary slightly from those shown due to limitations in the printing process.*

*\*Should you require different colors we will provide partitions in the Standard Plastic Laminate construction with the 2-year warranty.*

*\*\*Directional Pattern – Pattern on panels over 60" wide will run perpendicular to pattern on doors and pilasters. Patterns shown are cropped from the full size sheet, contact us for additional references.*

**ASI Accurate Partitions**

160 Tower Drive

Burr Ridge, IL 60527

Tel: 708.442.6800 Fax: 708.442.7439

Email: [info@asi-accuratepartitions.com](mailto:info@asi-accuratepartitions.com)

Web: [asi-accuratepartitions.com](http://asi-accuratepartitions.com)